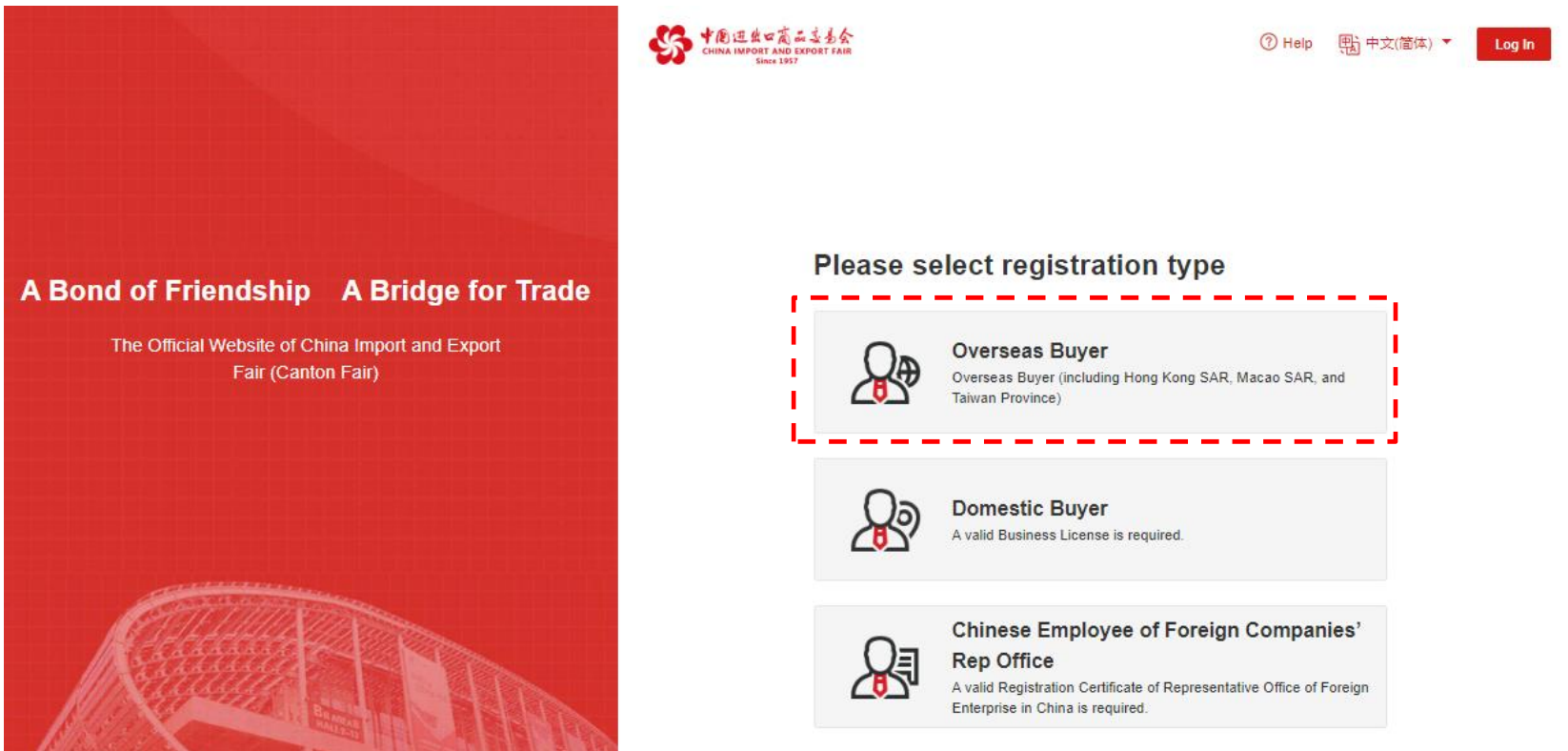
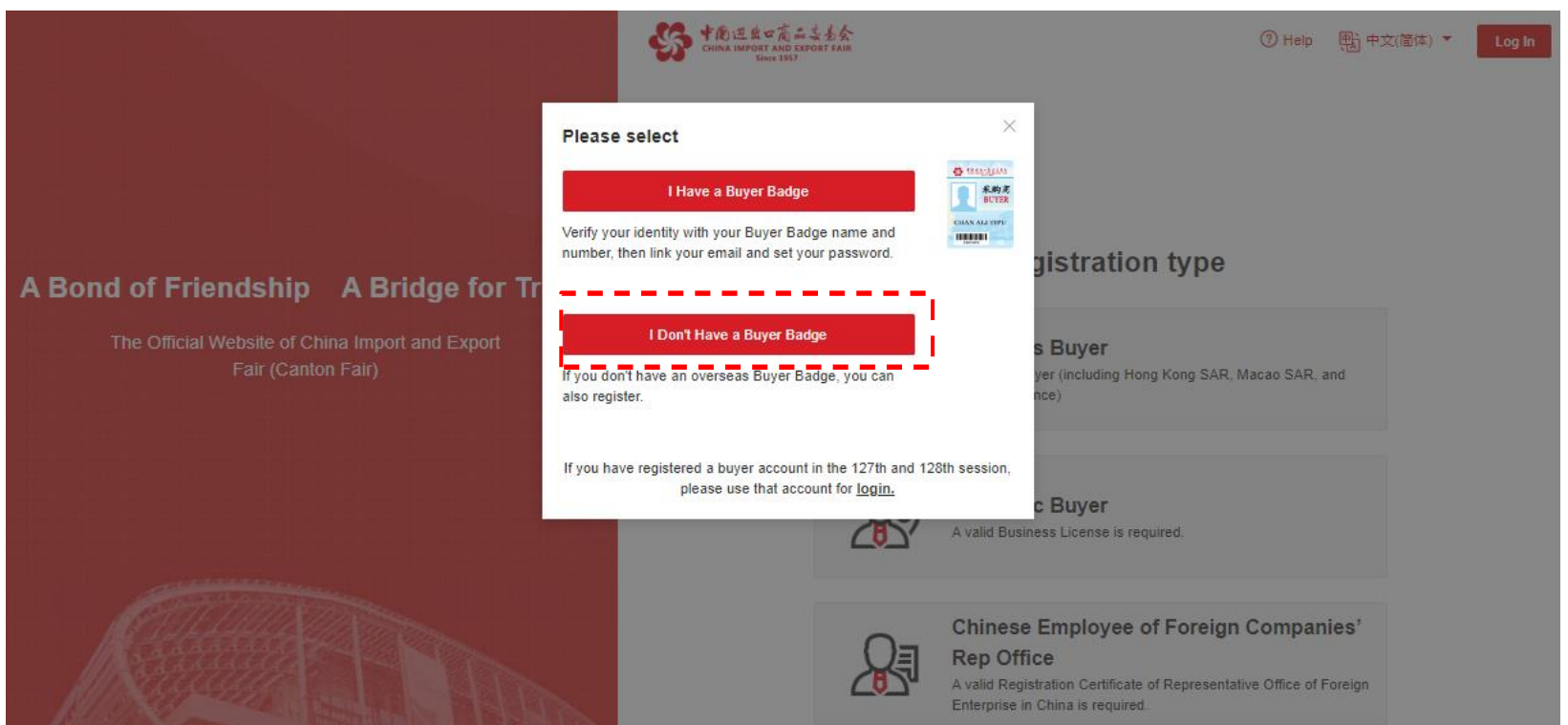


Registration Guide for New Buyers

Step 1: On the registration page, click "Overseas Buyer".



Step 2: Click "I Don't Have a Buyer Badge".



Step 3: On the overseas buyer registration page, enter your information and tick the checkbox to agree to the Terms of Use and Privacy Policy, finally click "Submit" to finish registration. Please make sure that all the information is correct. Use a frequently-used email to ensure successful registration.

← Overseas Buyer Registration


***Name**
Please fill in the name on your ID document


***Title**
 Mr. Ms.

***Company Country or region**
Country/Region

***Email**
used for login and setting password

***Business Scope**
[Please select](#)

***Set login password**
Enter password 
Enter 8 to 20 characters containing letters and numbers

***Confirm login password**
Enter password again 


I have read and agreed to [《Terms of Use》](#) and [《Privacy Policy》](#) Etc.



Submit


Complete registration to:

- View more products
- Watch more live streams

Step 4: After successful registration, you can view more exhibits and watch more live streams. However, to send instant messages, make negotiation appointments and post sourcing requests, you need to verify your email and complete your company information.

 **中国进出口商品交易会**
CHINA IMPORT AND EXPORT FAIR
Since 1957

 HELP  中文


Registered successfully

[View more products](#) [Watch more live streams](#)

Get more benefits
Only email verification and complete company information needed to

- Send instant messages
- Make negotiation appointment
- Post sourcing requests

Get it now

Please check your Inbox for the email with the domain "cantonfair"
Click the email verification link to verify